

# RIO ARC BULLION ACCOUNT GBP

1 August 2025

## MANAGER COMMENTS

The ARC Bullion Account GBP gained 0.59% during July.

The Market - The US dollar is likely to come under pressure, with some downside likely due to a potential rate cut in September. Further downside pressure may come from the growing tensions over deficits and global shifts away from dollar-based transactions. Gold has surged as central bank buying accelerates, the shiny metal is now the second largest reserve asset after the USD, based on a recent report from the ECB. Central bank demand hit record levels in 2024, and 2025 continues to look strong for national reserve purchases, helping to support the gold price. During July, the market pricing and economists seemed to argue that recent reports are likely to be a game-changer for the overall economic narrative, and this could change how the Fed will move forward. Following the most recent jobs report, the probability of a September interest rate cut from the Fed surged to 83%, up from just 38% the day prior. As geopolitical tensions and sanctions continue to see an accelerating move toward gold and alternative payment systems, there is a reduction in reliance on the dollar.

## INVESTMENT OBJECTIVE

To provide a secure alternative to that offered by the lackluster industry standard bullion investment products or funds. The ARC holds 100% of its Bullion assets in unencumbered and uncirculated one ounce Gold coins, officially released by several government mints. The ARC selected gold coins because they offer a significant legal and monetary advantage over that offered by the traditional Bullion bars.

Analysis confirms that gold can be used within investment portfolios to protect global purchasing power; today this is very pertinent given that several governments are employing policies which ultimately target a devaluation of their individual currencies. As this global currency war has escalated there has been an increased risk of a currency debasement and the fact that gold can offer protection from this event is very attractive in itself. There are a multitude of reasons to invest in physical gold, notwithstanding the fact that it also offers portfolio protection, in terms of currency devaluation and/or inflation. Bullion also reduces portfolio volatility and can minimise loss during periods of both political upheaval and market shock.

## INFORMATION

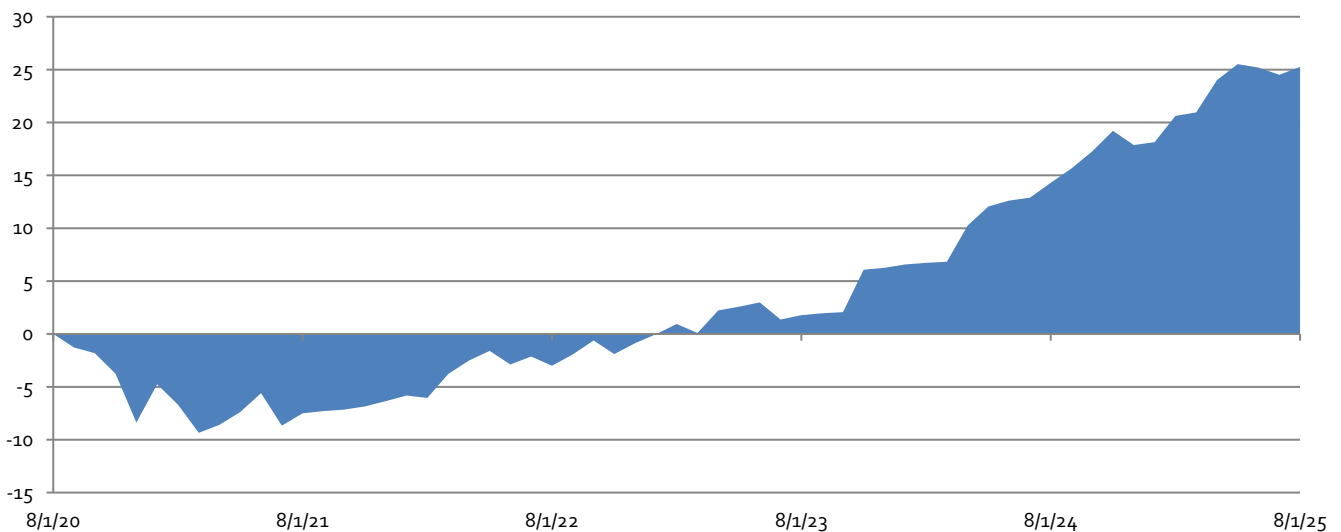
NAV	293.19
Launch Date	December 2014
Investment Manager	William Gray
Currency	GBP
Minimum Investment	30,000
Membership Charge	500
Annual Membership Fee	1.00%
Service Fee	1.00%
Dealing Frequency	Monthly

## INVESTMENT MANAGER

RIO's Investment Manager has vast experience having designed, launched and managed several Government licensed mutual funds over the past two decades. He has actively traded stocks, bonds, currencies and commodities with some degree of accuracy. He is perhaps best known for being among the first in the investment industry to correctly predict the arrival of the bull market in gold.

PERFORMANCE	YTD	1m	6m	1Yr	2Yr	3Yr	5Yr	S/L
	6.02	0.59	3.84	9.58	23.05	29.13	25.25	193.19

## CUMMULATIVE PERFORMANCE (Five Years)



This document is not an offer of investment. Subscriptions for shares in the RIO ARC can only be made on the basis of the current literature and The RIO Club operates strictly on a referral only basis. Past performance is not a guide to future performance and there can be no assurance that the RIO ARC's objective(s) will be met. The value of investments and the income from them can fall as well as rise and is not guaranteed. Investors may not get back the full amount invested. Changes in the rates of exchange between currencies may cause the value of investments to diminish or increase. Current tax levels and reliefs may change and depending on individual circumstances this may affect the investment return. For further information please refer to the investment terms and conditions.

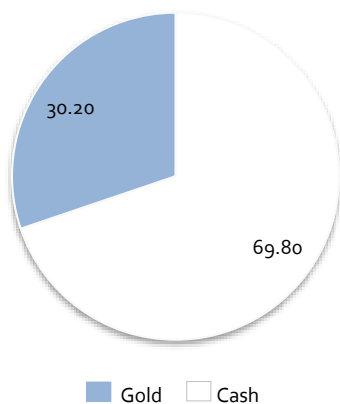


# RIO ARC BULLION ACCOUNT GBP

1 August 2025



## ASSET ALLOCATION (%)



## VOLATILITY & RISK (24 Months)

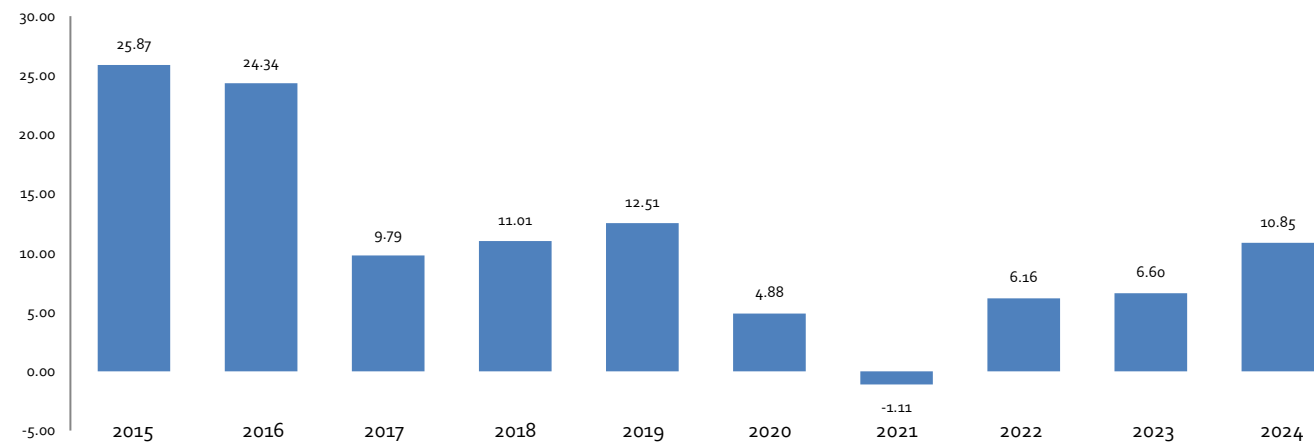
Annualised Volatility	5.73%
Return for Period	23.05%
Best Monthly Return	3.93%
Worst Monthly Return	-1.13%
Risk / Reward Ratio	20.40:1

The risk/reward calculation is a division of net profit (the reward) by the price of your maximum risk. Any investor should determine their acceptable risk, but it is always best to be more conservative with risk than aggressive with reward.

## MONTHLY PERFORMANCE FIGURES (%)

	2018	2019	2020	2021	2022	2023	2024	2025
January	0.21	0.76	1.50	-2.02	-0.24	0.96	0.13	2.10
February	0.41	-0.20	2.32	-2.85	2.41	-0.83	0.10	0.28
March	0.02	0.31	0.53	0.83	1.31	2.12	3.20	2.53
April	1.97	0.15	1.13	1.33	0.95	0.35	1.63	1.21
May	2.45	2.70	1.71	1.93	-1.31	0.38	0.51	-0.27
June	-1.88	4.11	1.18	-3.27	0.78	-1.57	0.23	-0.54
July	-0.51	1.62	1.36	1.28	-0.90	0.41	1.25	0.59
August	0.20	2.84	-1.28	0.21	1.10	0.16	1.20	
September	0.28	0.24	-0.55	0.15	1.35	0.12	1.40	
October	3.62	-1.06	-1.99	0.33	-1.29	3.93	1.64	
November	0.72	-0.90	-4.79	0.53	1.03	0.15	-1.13	
December	3.17	1.41	3.94	0.57	0.87	0.31	0.23	

## PERFORMANCE FOR CALENDER YEARS (%)



This document is not an offer of investment. Subscriptions for shares in the RIO ARC can only be made on the basis of the current literature and The RIO Club operates strictly on a referral only basis. Past performance is not a guide to future performance and there can be no assurance that the RIO ARC's objective(s) will be met. The value of investments and the income from them can fall as well as rise and is not guaranteed. Investors may not get back the full amount invested. Changes in the rates of exchange between currencies may cause the value of investments to diminish or increase. Current tax levels and reliefs may change and depending on individual circumstances this may affect the investment return. For further information please refer to the investment terms and conditions.