

RIO ARC BULLION ACCOUNT GBP

1 September 2020



MANAGER COMMENTS

ARC Bullion account has produced 131.10% since its launch and has remained the highest returning physical gold investment in the world in terms of absolute return in Sterling.

The UK's national debt topped £2 trillion in August, which meant it passed 100% of the country's GDP for the first time in over 50 years. Is it just me that can see the massive acceleration of that global debt, and this build up could easily be fueling the next debt crisis? I have been trading gold for over 20 years and it is no surprise to see that smart money has driven the demand for the world's traditional safe-haven asset higher.

This is why I remain bullish on gold and silver, and it's exactly why members looking for a safe-haven hedge should invest in the ARC or the Silver Lining.

INVESTMENT OBJECTIVE

To provide a secure alternative to that offered by the lackluster industry standard bullion investment products or funds. The ARC holds 100% of its Bullion assets in unencumbered and uncirculated one ounce Gold coins, officially released by several government mints. The ARC selected gold coins because they offer a significant legal and monetary advantage over that offered by the traditional Bullion bars.

Analysis confirms that gold can be used within investment portfolios to protect global purchasing power; today this is very pertinent given that several governments are employing policies which ultimately target a devaluation of their individual currencies. As this global currency war has escalated there has been an increased risk of a currency debasement and the fact that gold can offer protection from this event is very attractive in itself. There are a multitude of reasons to invest in physical gold, notwithstanding the fact that it also offers portfolio protection, in terms of currency devaluation and/or inflation. Bullion also reduces portfolio volatility and can minimise loss during periods of both political upheaval and market shock.

INFORMATION

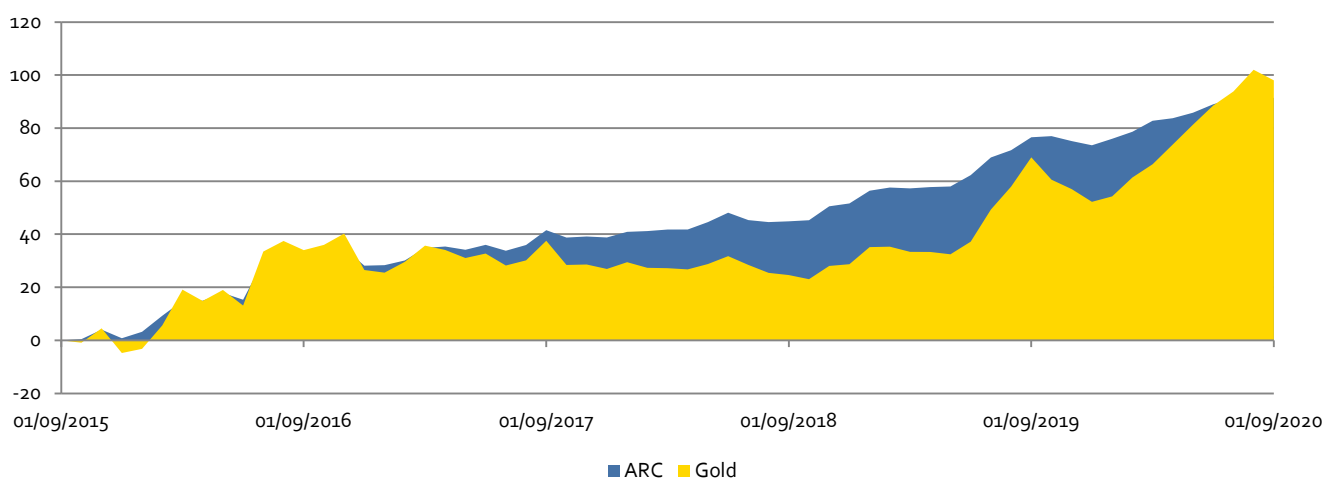
NAV	231.10
Launch Date	December 2014
Investment Manager	William Gray
Currency	GBP
Minimum Investment	30,000
Establishment Charge	500
Annual Management Fee	1.00%
Administration Fee	1.00%
Dealing Frequency	Monthly

INVESTMENT MANAGER

RIO's Investment Manager has vast experience having designed, launched and managed several Government licensed mutual funds over the past two decades. He has actively traded stocks, bonds, currencies and commodities with some degree of accuracy. He is perhaps best known for being among the first in the investment industry to correctly predict the arrival of the bull market in gold.

PERFORMANCE	YTD	1m	6m	1Yr	2Yr	3Yr	5Yr	S/L
RIO ARC Bullion Account	8.73	-1.28	4.69	8.38	32.09	35.20	91.36	131.10
Gold Bullion Spot Price	28.36	-1.97	19.02	17.18	58.91	43.98	98.02	92.06

CUMMULATIVE PERFORMANCE (Five Years)



The performance of Gold Bullion (the benchmark) is provided for comparative purposes only.

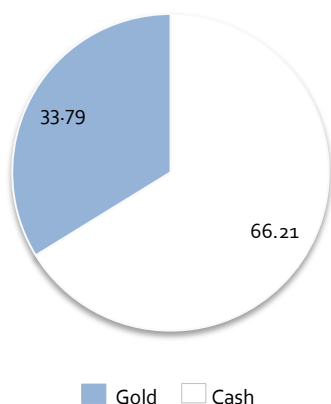
This document is not an offer of investment. Subscriptions for shares in the RIO ARC can only be made on the basis of the current literature and The RIO Club operates strictly on a referral only basis. Past performance is not a guide to future performance and there can be no assurance that the RIO ARC's objective(s) will be met. The value of investments and the income from them can fall as well as rise and is not guaranteed. Investors may not get back the full amount invested. Changes in the rates of exchange between currencies may cause the value of investments to diminish or increase. Current tax levels and reliefs may change and depending on individual circumstances this may affect the investment return. For further information please refer to the investment terms and conditions.

RIO ARC BULLION ACCOUNT GBP

1 September 2020



ASSET ALLOCATION (%)



VOLATILITY & RISK (24 Months)

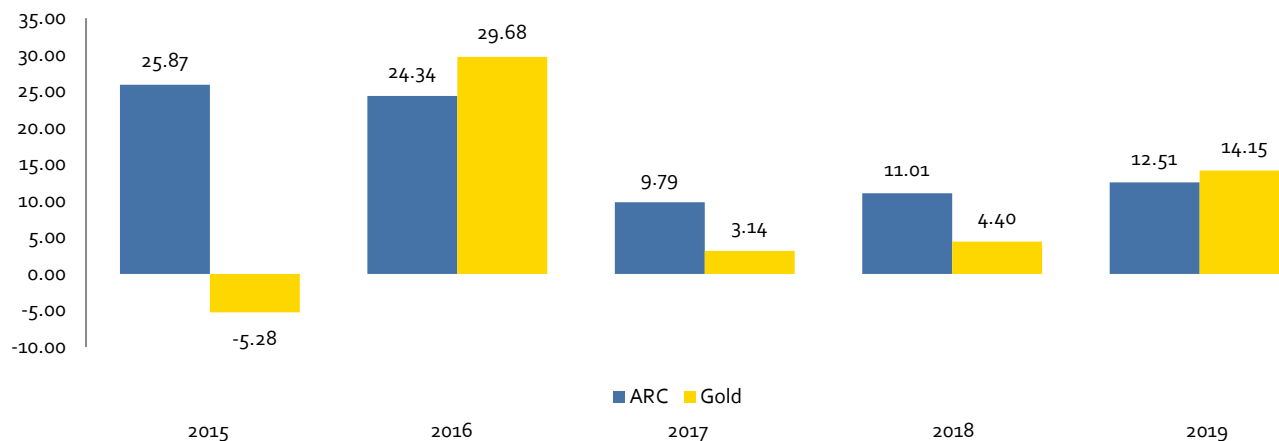
	ARC GBP	GOLD
Annualised Volatility	6.93%	16.89%
Return for Period	32.09%	58.91%
Best Monthly Return	4.11%	8.84%
Worst Monthly Return	-1.28%	-4.99%
Risk / Reward Ratio	25.07:1	11.81:1

The risk/reward calculation is a division of net profit (the reward) by the price of your maximum risk. Any investor should determine their acceptable risk, but it is always best to be more conservative with risk than aggressive with reward.

MONTHLY PERFORMANCE FIGURES (%)

	2016	2017	2018	2019	2020
January	5.86	1.38	0.21	0.76	1.50
February	5.16	3.64	0.41	-0.20	2.32
March	0.02	0.40	0.02	0.31	0.53
April	2.56	-0.91	1.97	0.15	1.13
May	-2.16	1.39	2.45	2.70	1.71
June	12.70	-1.63	-1.88	4.11	1.18
July	3.16	1.61	-0.51	1.62	1.36
August	-1.85	4.12	0.20	2.84	-1.28
September	0.88	-1.96	0.28	0.24	
October	1.53	0.29	3.62	-1.06	
November	-4.89	-0.26	0.72	-0.90	
December	0.15	1.53	3.17	1.41	

PERFORMANCE FOR CALENDER YEARS (%)



This document is not an offer of investment. Subscriptions for shares in the RIO ARC can only be made on the basis of the current literature and The RIO Club operates strictly on a referral only basis. Past performance is not a guide to future performance and there can be no assurance that the RIO ARC's objective(s) will be met. The value of investments and the income from them can fall as well as rise and is not guaranteed. Investors may not get back the full amount invested. Changes in the rates of exchange between currencies may cause the value of investments to diminish or increase. Current tax levels and reliefs may change and depending on individual circumstances this may affect the investment return. For further information please refer to the investment terms and conditions.