

RIO PLATINUM ACCOUNT GBP



1 July 2021

MANAGER COMMENTS

Last month I highlighted that I expected to see some consolidation in platinum following a strong start to the year, this came in droves on the back of the Feds new policy announcement in June. In fact, Platinum fell 7.53% in June, whilst the account lost only 2.31% due to the correct positioning prior to and following the Fed meetings.

Last month I was very confident that having sold platinum in April (banking gains), that I would be able to reacquire the metal lower in June. This I was able to do, acquiring the metal at £769.42 on the 17th of June. Platinum did rally back to over £800 by 25th of June but closed the month at £776. The good news is that my predictions were proven correct! I was able to acquire the metal lower in June, and as such had added to the accounts weighting as we move into July. I would again underline that my forecast for a fallback expressed last month was correct, this correction will likely be a short-term, given that the demand for platinum is rising and that this trend is likely to increase further as we move through 2021.

INVESTMENT OBJECTIVE

To provide a secure alternative to that offered by the lacklustre industry standard platinum bullion investment products or funds. The Platinum Account holds 100% of its Bullion assets in unencumbered and uncirculated Platinum bars, officially released by several government mints.

Platinum can be used within investment portfolios to protect global purchasing power, today this is very pertinent given that several governments are employing policies which ultimately target a devaluation of their individual currencies. As this global currency war has escalated there has been an increased risk of a currency debasement and the fact that platinum can offer protection from this event is very attractive in itself. Precious metals, including platinum, are often produced in emerging market countries, with demand coming principally from industrialised nations. The political and economic situation is, however, far less stable in many emerging market countries than in the developed world. They are generally much more susceptible to the risks of rapid political change and economic setbacks which affect precious metal prices and again provides scope for a strong upside.

INFORMATION

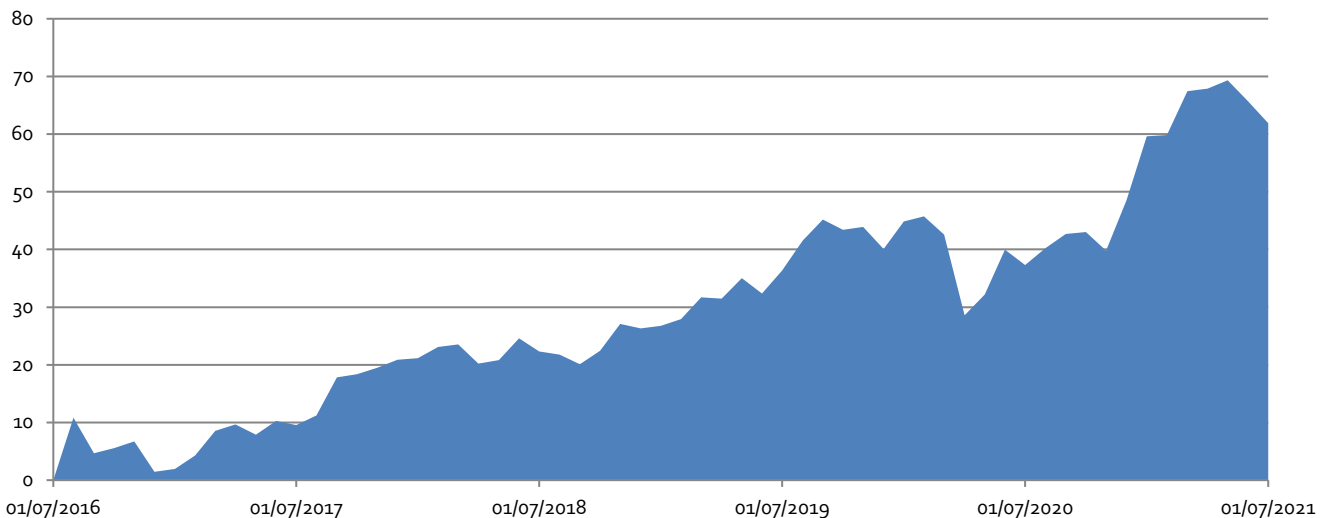
NAV	199.83
Launch Date	March 2016
Investment Manager	William Gray
Currency	GBP
Minimum Investment	30,000
Establishment Charge	500
Annual Management Fee	1.00%
Administration Fee	1.00%
Dealing Frequency	Monthly

INVESTMENT MANAGER

RIO's Investment Manager has vast experience having designed, launched and managed several Government licensed mutual funds over the past two decades. He has actively traded stocks, bonds, currencies and commodities with some degree of accuracy. He has a proven track record combined with all the advantages of an experienced multi asset fund manager.

PERFORMANCE	YTD	1m	6m	1Yr	2Yr	3Yr	5Yr	S/L
	1.44	-2.31	1.44	17.91	18.71	32.36	61.90	99.83

CUMMULATIVE PERFORMANCE (Five Years)



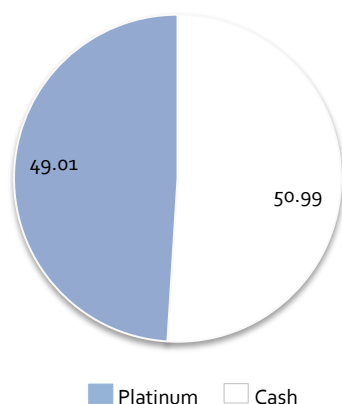
This document is not an offer of investment. Subscriptions for shares in the RIO Platinum Account can only be made on the basis of the current literature and The RIO Club operates strictly on a referral only basis. Past performance is not a guide to future performance and there can be no assurance that the RIO Platinum Accounts objective(s) will be met. The value of investments and the income from them can fall as well as rise and is not guaranteed. Investors may not get back the full amount invested. Changes in the rates of exchange between currencies may cause the value of investments to diminish or increase. Current tax levels and reliefs may change and depending on individual circumstances this may affect the investment return. For further information please refer to the terms and conditions.

RIO PLATINUM ACCOUNT GBP

1 July 2021



ASSET ALLOCATION (%)



VOLATILITY & RISK (24 Months)

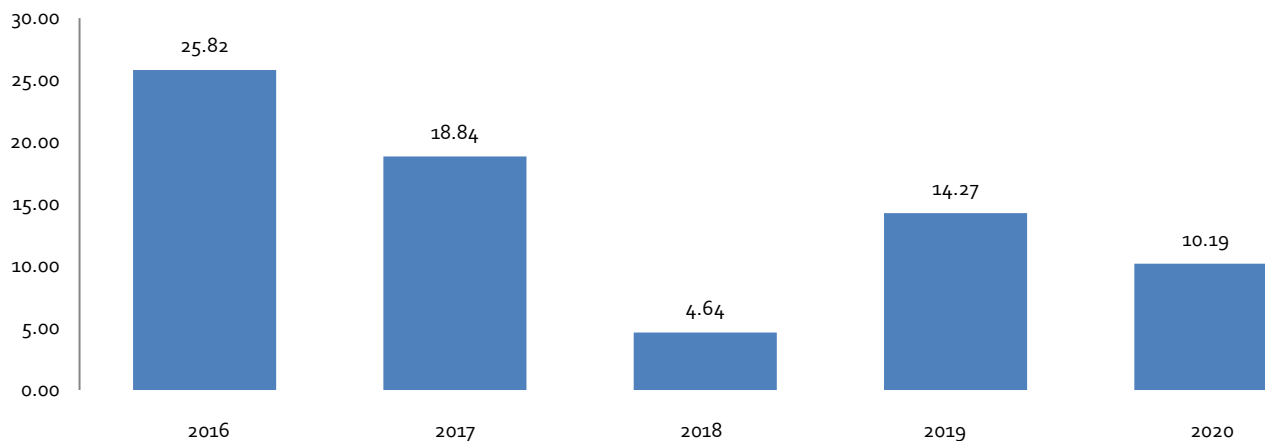
Annualised Volatility	17.86%
Return for Period	18.71%
Best Monthly Return	7.42%
Worst Monthly Return	-9.83%
Risk / Reward Ratio	1.91:1

The risk/reward calculation is a division of net profit (the reward) by the price of your maximum risk. Any investor should determine their acceptable risk, but it is always best to be more conservative with risk than aggressive with reward.

MONTHLY PERFORMANCE FIGURES (%)

	2016	2017	2018	2019	2020	2021
January		2.31	1.60	0.91	0.62	0.15
February		4.10	0.36	2.94	-2.16	4.75
March	5.88	1.02	-2.66	-0.15	-9.83	0.27
April	5.56	-1.63	0.51	2.69	2.81	0.85
May	0.54	2.24	3.10	-1.96	5.87	-2.13
June	9.86	-0.68	-1.82	3.02	-1.90	-2.31
July	10.80	1.53	-0.45	3.76	2.13	
August	-5.51	5.96	-1.35	2.60	1.76	
September	0.85	0.48	1.91	-1.21	-1.62	
October	1.08	0.92	3.81	0.32	-2.23	
November	-4.90	1.17	-0.60	-2.65	6.26	
December	0.46	0.24	0.35	3.40	7.42	

PERFORMANCE FOR CALENDER YEARS (%)



This document is not an offer of investment. Subscriptions for shares in the RIO Platinum Account can only be made on the basis of the current literature and The RIO Club operates strictly on a referral only basis. Past performance is not a guide to future performance and there can be no assurance that the RIO Platinum Accounts objective(s) will be met. The value of investments and the income from them can fall as well as rise and is not guaranteed. Investors may not get back the full amount invested. Changes in the rates of exchange between currencies may cause the value of investments to diminish or increase. Current tax levels and reliefs may change and depending on individual circumstances this may affect the investment return. For further information please refer to the terms and conditions.