

# RIO PLATINUM ACCOUNT USD

1 May 2025

## MANAGER COMMENTS

RIO Platinum USD gained 0.34% during April, this whilst spot platinum fell 2.23%.

As the month opened, the account held 25.62% of its assets in physical platinum with the remainder in cash, and at the time, the metal was trading at around \$1,000. On the 7th of the month, as the metal fell back, I added to the accounts weighting to platinum buying at \$932.74. This raised the accounts' exposure to over 30% and on Tuesday the 29th I took profits, selling the metal bought at \$991.12. Selling, as always, reduces the downside risk.

The platinum market faces its most significant supply shortfall deficit in 10 years. Platinum's supply deficit is expected to average around 769,000 ounces between 2025 and 2028. South Africa produces 70% of the world's supply, and this country's platinum mining industry has entered an irreversible decline as producers struggle with low prices. This increase in deficit is a telling sign of coming shortages; with that, one should generally anticipate price increases. As I have said, the supply-demand trade is the mother of all trades; it's almost always a money-maker.

## INVESTMENT OBJECTIVE

To provide a secure alternative to that offered by the lacklustre industry standard platinum bullion investment products or funds. The Platinum Account holds 100% of its Bullion assets in unencumbered and uncirculated Platinum bars, officially released by several government mints.

Platinum can be used within investment portfolios to protect global purchasing power, today this is very pertinent given that several governments are employing policies which ultimately target a devaluation of their individual currencies. As this global currency war has escalated there has been an increased risk of a currency debasement and the fact that platinum can offer protection from this event is very attractive in itself. Precious metals, including platinum, are often produced in emerging market countries, with demand coming principally from industrialised nations. The political and economic situation is, however, far less stable in many emerging market countries than in the developed world. They are generally much more susceptible to the risks of rapid political change and economic setbacks which affect precious metal prices and again provides scope for a strong upside.

## INFORMATION

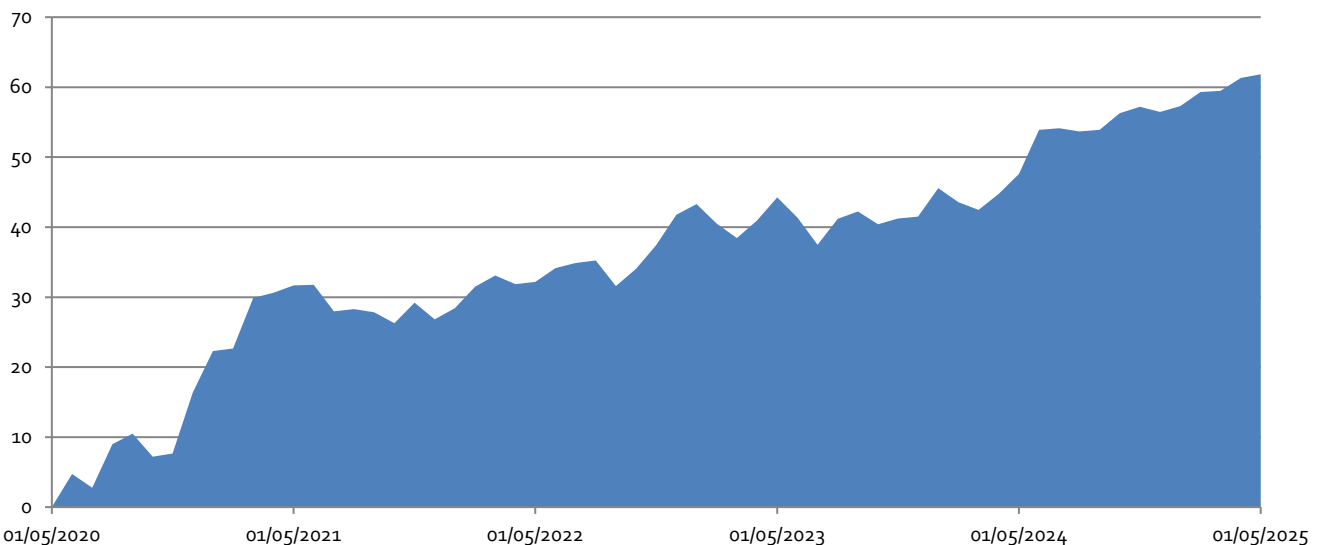
NAV	206.06
Launch Date	March 2017
Investment Manager	William Gray
Currency	USD
Minimum Investment	50,000
Membership Charge	700
Annual Membership Fee	1.00%
Service Fee	1.00%
Dealing Frequency	Monthly

## INVESTMENT MANAGER

RIO's Investment Manager has vast experience having designed, launched and managed several Government licensed mutual funds over the past two decades. He has actively traded stocks, bonds, currencies and commodities with some degree of accuracy. He has a proven track record combined with all the advantages of an experienced multi asset fund manager.

PERFORMANCE	YTD	1m	6m	1Yr	2Yr	3Yr	5Yr	S/L
	2.90	0.34	2.96	9.66	12.18	22.47	61.84	106.06

## CUMMULATIVE PERFORMANCE (Five Years)



This document is not an offer of investment. Subscriptions for shares in the RIO Platinum Account can only be made on the basis of the current literature and The RIO Club operates strictly on a referral only basis. Past performance is not a guide to future performance and there can be no assurance that the RIO Platinum Accounts objective(s) will be met. The value of investments and the income from them can fall as well as rise and is not guaranteed. Investors may not get back the full amount invested. Changes in the rates of exchange between currencies may cause the value of investments to diminish or increase. Current tax levels and reliefs may change and depending on individual circumstances this may affect the investment return. For further information please refer to the terms and conditions.

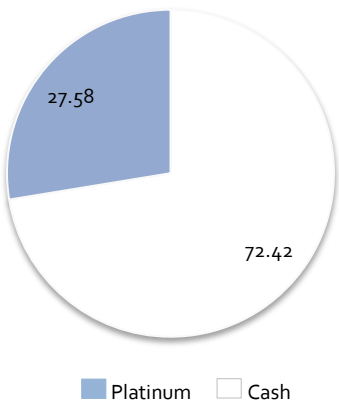


# RIO PLATINUM ACCOUNT USD

1 May 2025



## ASSET ALLOCATION (%)



## VOLATILITY & RISK (24 Months)

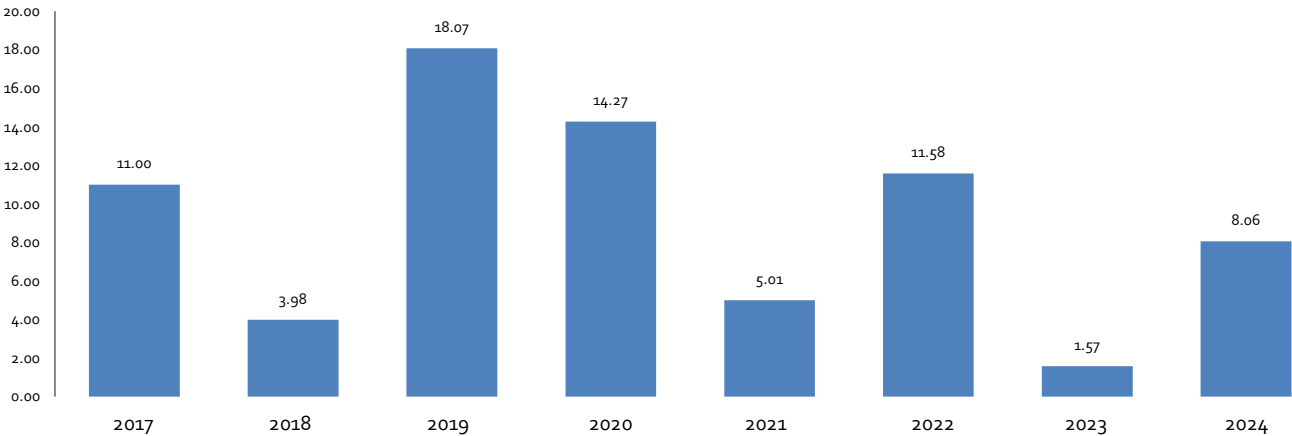
Annualised Volatility	7.79%
Return for Period	12.18%
Best Monthly Return	4.27%
Worst Monthly Return	-2.76%
Risk / Reward Ratio	4.42:1

The risk/reward calculation is a division of net profit (the reward) by the price of your maximum risk. Any investor should determine their acceptable risk, but it is always best to be more conservative with risk than aggressive with reward.

## MONTHLY PERFORMANCE FIGURES (%)

	2018	2019	2020	2021	2022	2023	2024	2025
January	4.22	1.83	0.15	0.26	2.36	-1.96	-1.36	1.27
February	0.21	3.12	-3.10	5.93	1.21	-1.46	-0.78	0.12
March	-2.34	0.08	-10.12	0.56	-0.90	1.81	1.59	1.13
April	0.18	2.75	7.10	0.78	0.21	2.35	1.96	0.34
May	0.73	-3.01	4.72	0.08	1.51	-2.01	4.27	
June	-3.01	3.46	-1.87	-2.89	0.54	-2.76	0.14	
July	0.36	2.18	6.04	0.26	0.25	2.70	-0.29	
August	-0.96	3.15	1.38	-0.38	-2.68	0.72	0.15	
September	2.61	-1.63	-2.96	-1.21	1.86	-1.29	1.55	
October	1.94	2.10	0.41	2.32	2.53	0.60	0.58	
November	0.16	-1.93	8.10	-1.83	3.15	0.19	-0.46	
December	0.06	4.96	5.11	1.27	1.08	2.86	0.52	

## PERFORMANCE FOR CALENDER YEARS (%)



This document is not an offer of investment. Subscriptions for shares in the RIO Platinum Account can only be made on the basis of the current literature and The RIO Club operates strictly on a referral only basis. Past performance is not a guide to future performance and there can be no assurance that the RIO Platinum Accounts objective(s) will be met. The value of investments and the income from them can fall as well as rise and is not guaranteed. Investors may not get back the full amount invested. Changes in the rates of exchange between currencies may cause the value of investments to diminish or increase. Current tax levels and reliefs may change and depending on individual circumstances this may affect the investment return. For further information please refer to the terms and conditions.