

# RIO PLATINUM ACCOUNT USD



1 October 2020

## MANAGER COMMENTS

The Platinum Account US Dollar has produced a net return of 36.50% since its launch in March 2017.

Today the metal is valued at \$906 an ounce and as such platinum is one of the few precious metals that remains undervalued. Historically, platinum reached its all-time high of \$2,253 per oz in March 2008, with the lowest price of \$97.70 recorded in January 1972. More recently, platinum's low was set on the 19th March 2020 when the metal had fallen briefly to \$599/oz, since then platinum has outperformed gold, but remains oversold.

Looking forward, with both the investment demand and fundamental outlook for platinum rising the metals value is likely to be supported.

## INVESTMENT OBJECTIVE

To provide a secure alternative to that offered by the lacklustre industry standard platinum bullion investment products or funds. The Platinum Account holds 100% of its Bullion assets in unencumbered and uncirculated Platinum bars, officially released by several government mints.

Platinum can be used within investment portfolios to protect global purchasing power, today this is very pertinent given that several governments are employing policies which ultimately target a devaluation of their individual currencies. As this global currency war has escalated there has been an increased risk of a currency debasement and the fact that platinum can offer protection from this event is very attractive in itself. Precious metals, including platinum, are often produced in emerging market countries, with demand coming principally from industrialised nations. The political and economic situation is, however, far less stable in many emerging market countries than in the developed world. They are generally much more susceptible to the risks of rapid political change and economic setbacks which affect precious metal prices and again provides scope for a strong upside.

## INFORMATION

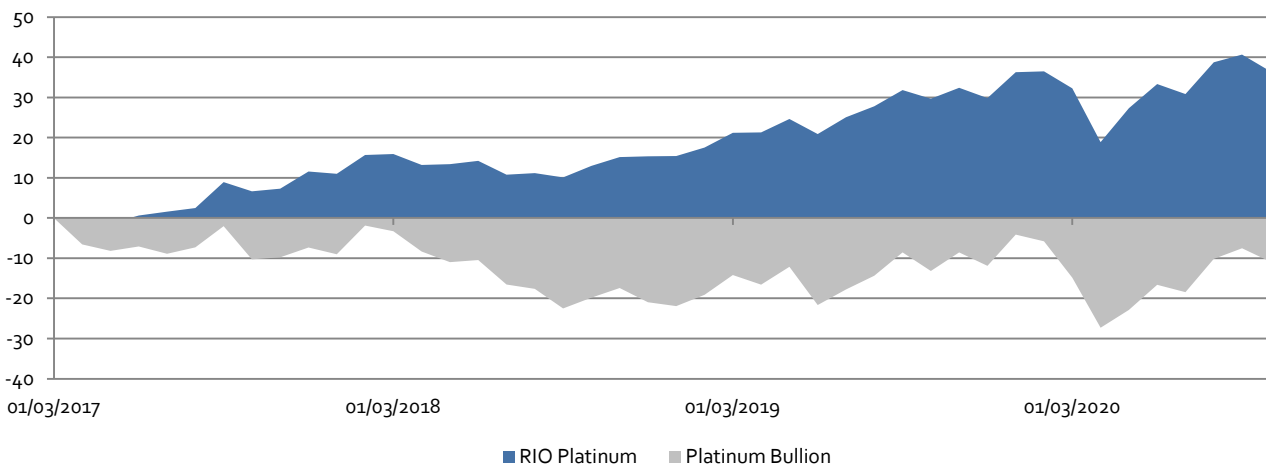
NAV	136.50
Launch Date	March 2017
Investment Manager	William Gray
Currency	USD
Minimum Investment	50,000
Establishment Charge	700
Annual Management Fee	1.00%
Administration Fee	1.00%
Dealing Frequency	Monthly

## INVESTMENT MANAGER

RIO's Investment Manager has vast experience having designed, launched and managed several Government licensed mutual funds over the past two decades. He has actively traded stocks, bonds, currencies and commodities with some degree of accuracy. He has a proven track record combined with all the advantages of an experienced multi asset fund manager.

PERFORMANCE	YTD	1m	6m	1Yr	2Yr	3Yr	5Yr	S/L
RIO Platinum Account	0.16	-2.96	14.82	5.26	20.83	28.00	-	36.50
Platinum Bullion Spot Price	-7.03	-3.62	22.60	2.66	11.17	-0.66	-	-10.87

## CUMMULATIVE PERFORMANCE (Since Launch)



The performance of Platinum Bullion (the benchmark) is provided for comparative purposes

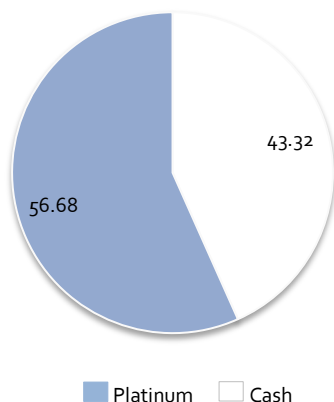
This document is not an offer of investment. Subscriptions for shares in the RIO Platinum Account can only be made on the basis of the current literature and The RIO Club operates strictly on a referral only basis. Past performance is not a guide to future performance and there can be no assurance that the RIO Platinum Accounts objective(s) will be met. The value of investments and the income from them can fall as well as rise and is not guaranteed. Investors may not get back the full amount invested. Changes in the rates of exchange between currencies may cause the value of investments to diminish or increase. Current tax levels and reliefs may change and depending on individual circumstances this may affect the investment return. For further information please refer to the terms and conditions.

# RIO PLATINUM ACCOUNT USD

1 October 2020



## ASSET ALLOCATION (%)



## VOLATILITY & RISK (24 Months)

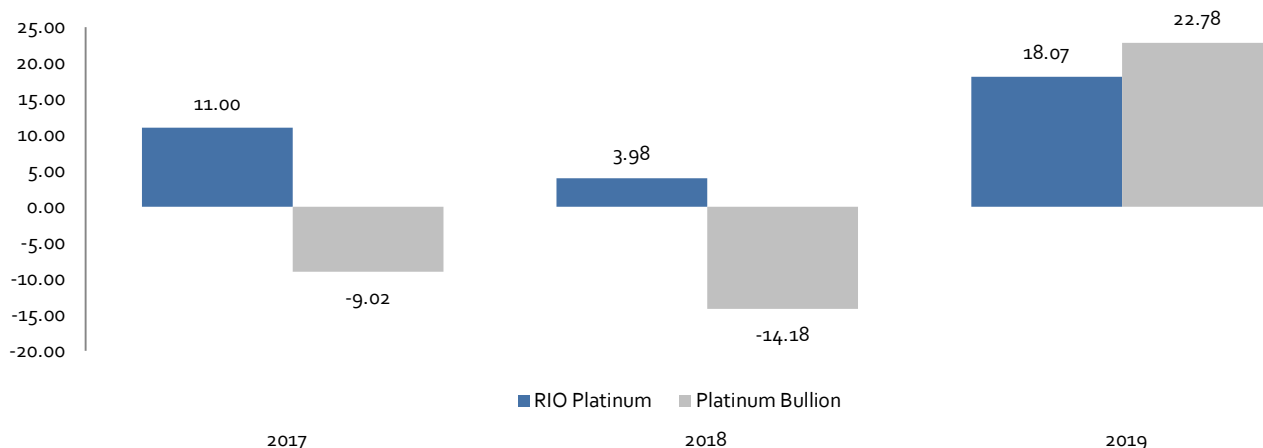
	RIO Platinum	Platinum Bullion
Annualised Volatility	12.57%	22.39%
Return for Period	20.83%	11.17%
Best Monthly Return	7.10%	10.13%
Worst Monthly Return	-10.12%	-14.62%
Risk / Reward Ratio	2.06:1	0.77:1

The risk/reward calculation is a division of net profit (the reward) by the price of your maximum risk. Any investor should determine their acceptable risk, but it is always best to be more conservative with risk than aggressive with reward.

## MONTHLY PERFORMANCE FIGURES (%)

	2017	2018	2019	2020
January		4.22	1.83	0.15
February		0.21	3.12	-3.10
March	-1.64	-2.34	0.08	-10.12
April	0.28	0.18	2.75	7.10
May	2.02	0.73	-3.01	4.72
June	0.96	-3.01	3.46	-1.87
July	0.88	0.36	2.18	6.04
August	6.30	-0.96	3.15	1.38
September	-2.10	2.61	-1.63	-2.96
October	0.62	1.94	2.10	
November	3.98	0.16	-1.93	
December	-0.51	0.06	4.96	

## PERFORMANCE FOR CALENDER YEARS (%)



This document is not an offer of investment. Subscriptions for shares in the RIO Platinum Account can only be made on the basis of the current literature and The RIO Club operates strictly on a referral only basis. Past performance is not a guide to future performance and there can be no assurance that the RIO Platinum Accounts objective(s) will be met. The value of investments and the income from them can fall as well as rise and is not guaranteed. Investors may not get back the full amount invested. Changes in the rates of exchange between currencies may cause the value of investments to diminish or increase. Current tax levels and reliefs may change and depending on individual circumstances this may affect the investment return. For further information please refer to the terms and conditions.