

RIO PLATINUM ACCOUNT USD



1 November 2022

MANAGER COMMENTS

The RIO Platinum Account USD gained 2.53% during October, adding to this year's gain. The account has rewarded those who have remained invested, demonstrated by the 74.99% net gain since its launch in March 2017. Very few mid-risk investments have produced such a positive return over the same period. Platinum opened in October at around \$865 and had rallied to \$975 by Friday the 28th before giving up some ground at month's end.

Platinum could be one of the precious metals set to surprise for several reasons. Russia, the world's top palladium producer, mines over 40% of the palladium. Supply shortages caused by the war drove its price up to \$3,456/oz (in March 2022); although it has since fallen back to \$1,911.01/oz, this is still more than double the value of platinum. With the unreliability of the palladium supply and its higher price, automakers may find it compelling to switch back to platinum. Platinum is a metal with a high density and melting point, making it an essential component of environmental toxin-cleaning catalysts. As the world addresses climate change, platinum demand will likely rise, supporting its value.

INVESTMENT OBJECTIVE

To provide a secure alternative to that offered by the lacklustre industry standard platinum bullion investment products or funds. The Platinum Account holds 100% of its Bullion assets in unencumbered and uncirculated Platinum bars, officially released by several government mints.

Platinum can be used within investment portfolios to protect global purchasing power, today this is very pertinent given that several governments are employing policies which ultimately target a devaluation of their individual currencies. As this global currency war has escalated there has been an increased risk of a currency debasement and the fact that platinum can offer protection from this event is very attractive in itself. Precious metals, including platinum, are often produced in emerging market countries, with demand coming principally from industrialised nations. The political and economic situation is, however, far less stable in many emerging market countries than in the developed world. They are generally much more susceptible to the risks of rapid political change and economic setbacks which affect precious metal prices and again provides scope for a strong upside.

INFORMATION

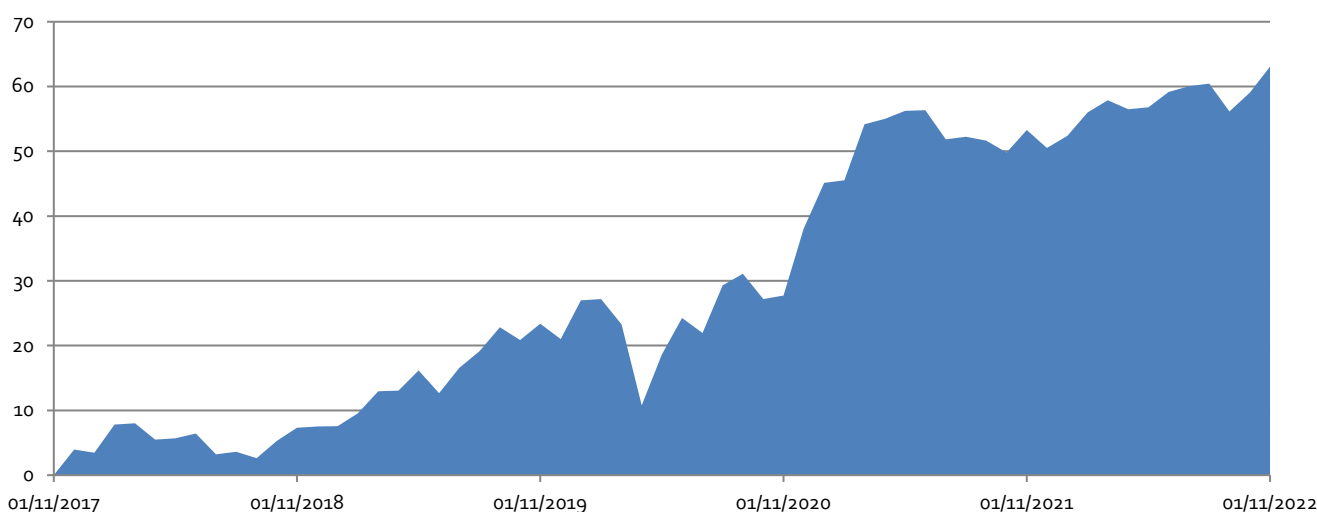
NAV	174.99
Launch Date	March 2017
Investment Manager	William Gray
Currency	USD
Minimum Investment	50,000
Establishment Charge	700
Annual Management Fee	1.00%
Administration Fee	1.00%
Dealing Frequency	Monthly

INVESTMENT MANAGER

RIO's Investment Manager has vast experience having designed, launched and managed several Government licensed mutual funds over the past two decades. He has actively traded stocks, bonds, currencies and commodities with some degree of accuracy. He has a proven track record combined with all the advantages of an experienced multi asset fund manager.

PERFORMANCE	YTD	1m	6m	1Yr	2Yr	3Yr	5Yr	S/L
	7.01	2.53	4.00	6.38	27.67	32.17	63.08	74.99

CUMMULATIVE PERFORMANCE (Five Years)



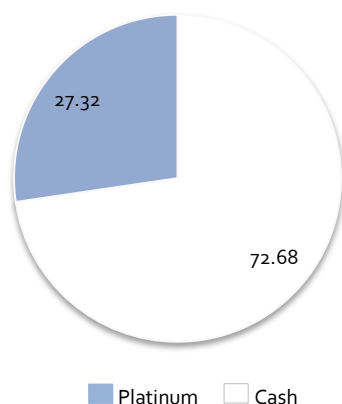
This document is not an offer of investment. Subscriptions for shares in the RIO Platinum Account can only be made on the basis of the current literature and The RIO Club operates strictly on a referral only basis. Past performance is not a guide to future performance and there can be no assurance that the RIO Platinum Accounts objective(s) will be met. The value of investments and the income from them can fall as well as rise and is not guaranteed. Investors may not get back the full amount invested. Changes in the rates of exchange between currencies may cause the value of investments to diminish or increase. Current tax levels and reliefs may change and depending on individual circumstances this may affect the investment return. For further information please refer to the terms and conditions.

RIO PLATINUM ACCOUNT USD

1 November 2022



ASSET ALLOCATION (%)



VOLATILITY & RISK (24 Months)

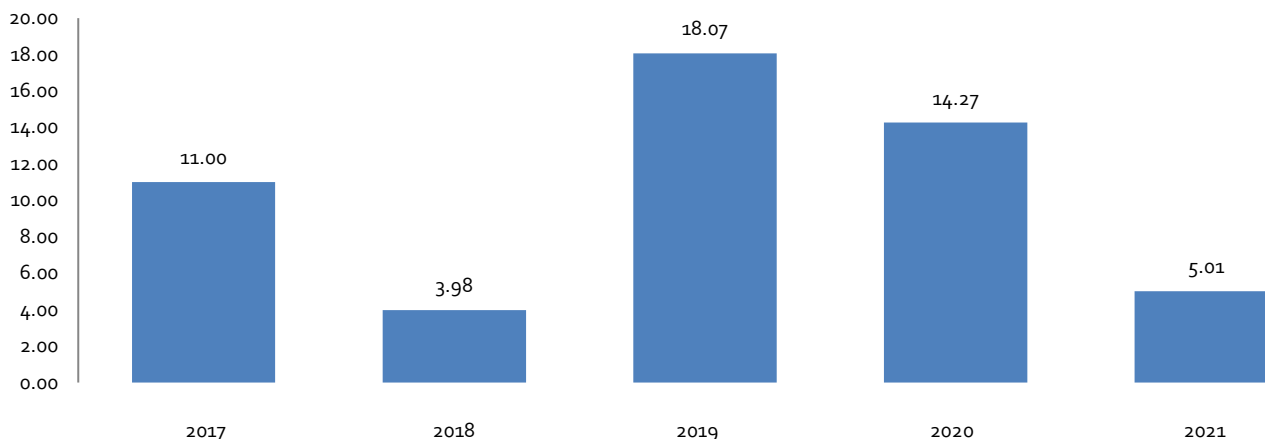
Annualised Volatility	12.23%
Return for Period	27.67%
Best Monthly Return	8.10%
Worst Monthly Return	-2.96%
Risk / Reward Ratio	9.35:1

The risk/reward calculation is a division of net profit (the reward) by the price of your maximum risk. Any investor should determine their acceptable risk, but it is always best to be more conservative with risk than aggressive with reward.

MONTHLY PERFORMANCE FIGURES (%)

	2017	2018	2019	2020	2021	2022
January		4.22	1.83	0.15	0.26	2.36
February		0.21	3.12	-3.10	5.93	1.21
March	-1.64	-2.34	0.08	-10.12	0.56	-0.90
April	0.28	0.18	2.75	7.10	0.78	0.21
May	2.02	0.73	-3.01	4.72	0.08	1.51
June	0.96	-3.01	3.46	-1.87	-2.89	0.54
July	0.88	0.36	2.18	6.04	0.26	0.25
August	6.30	-0.96	3.15	1.38	-0.38	-2.68
September	-2.10	2.61	-1.63	-2.96	-1.21	1.86
October	0.62	1.94	2.10	0.41	2.32	2.53
November	3.98	0.16	-1.93	8.10	-1.83	
December	-0.51	0.06	4.96	5.11	1.27	

PERFORMANCE FOR CALENDER YEARS (%)



This document is not an offer of investment. Subscriptions for shares in the RIO Platinum Account can only be made on the basis of the current literature and The RIO Club operates strictly on a referral only basis. Past performance is not a guide to future performance and there can be no assurance that the RIO Platinum Accounts objective(s) will be met. The value of investments and the income from them can fall as well as rise and is not guaranteed. Investors may not get back the full amount invested. Changes in the rates of exchange between currencies may cause the value of investments to diminish or increase. Current tax levels and reliefs may change and depending on individual circumstances this may affect the investment return. For further information please refer to the terms and conditions.